


DOORS







WE HAVE HUNDREDS OF DOORS IN STOCK....
TOO MANY TO LIST ON THESE PAGES!

PLEASE CALL FOR INFORMATION ON THESE AND
OTHER CUSTOM DOORS AVAILABLE.

CLOSET DOORS
ENTRY DOORS
BI-FOLD DOORS
WATER HEATER DOORS
UTILITY DOORS
WARDROBE DOORS



BOOK DOORS

BOOK DOORS COME PRIMED, WITHOUT HINGE
PREP AND WITHOUT BORE FOR A KNOBSET.

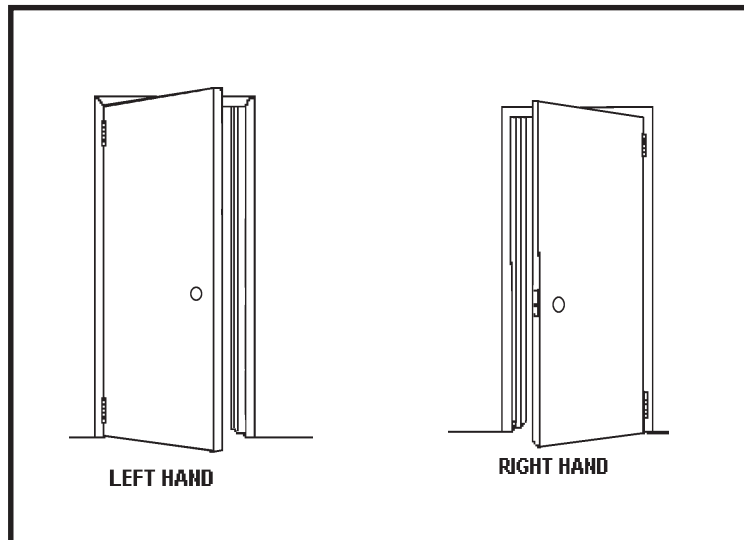


| | | | | |
|---|-------|--|-----|----------|
| A | 00200 | 24" HOLLOW CORE DOOR | 1-4 | \$25.74 |
| | | 1 3/8" X 80" - PRIMED | 5+ | \$22.39 |
| B | 00201 | 28" HOLLOW CORE DOOR | 1-4 | \$29.19 |
| | | 1 3/8" X 80" - PRIMED | 5+ | \$25.39 |
| C | 00202 | 30" HOLLOW CORE DOOR | 1-4 | \$30.99 |
| | | 1 3/8" X 80" - PRIMED | 5+ | \$26.95 |
| D | 85002 | 32" HOLLOW CORE DOOR | 1-4 | \$32.64 |
| | | 1 3/8" X 80" - PRIMED | 5+ | \$28.39 |
| E | 00234 | 34" HOLLOW CORE DOOR | 1-4 | \$33.79 |
| | | 1 3/8" X 80" - NOT PRIMED | 5+ | \$29.39 |
| F | 85004 | 36" HOLLOW CORE DOOR | 1-4 | \$36.09 |
| | | 1 3/8" X 80" - PRIMED | 5+ | \$31.39 |
| G | 84996 | 24" SOLID CORE DOOR | 1-4 | \$71.30 |
| | | 1 3/4" X 80" WITH EXTERIOR GLUE | 5+ | \$62.00 |
| H | 85019 | 36" SOLID CORE DOOR | 1-4 | \$49.95 |
| | | 1 3/4" X 80" WITH EXTERIOR GLUE | 5+ | \$66.00 |
| K | 88864 | 36" X 80" STEEL DOOR SLAB (35 5/8" X 79" | 1-4 | \$114.94 |
| | | ACTUAL SIZE) 1 3/4" THICK, SINGLE BORE | 5+ | \$99.95 |



PREP DOORS

PREP DOORS COME READY TO HANG WITH HINGE PREP AND BORE



PREP DOORS ARE AVAILABLE WITH FLAT PANELS (OPPOSITE PAGE) OR WITH 2, 4, OR 6 PANEL DESIGNS

IN STOCK PREP DOOR DIMENSIONS:

TOP OF DOOR TO CENTER OF BORE - 44"

TOP OF DOOR TO TOP OF UPPER HINGE - 8"

TOP OF DOOR TO TOP OF LOWER HINGE - 68"

EDGE OF DOOR TO CENTER OF BORE - 2 3/8"

LEFT HAND OR RIGHT HAND?

PREP DOORS COME IN LEFT HAND OR RIGHT HAND CONFIGURATIONS.

LEFT HAND DOORS HAVE THE HINGES ON THE LEFT SIDE AS THE DOOR OPENS TOWARDS YOU.

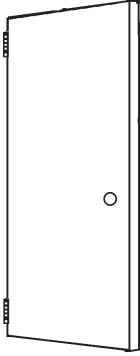
RIGHT HAND DOORS HAVE THE HINGES ON THE RIGHT SIDE AS THE DOOR OPENS TOWARDS YOU.

-SEE THE ILLUSTRATION ABOVE

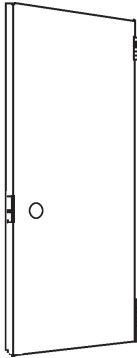


FLAT PREP DOORS

OUR PREP DOORS HAVE THE BORE AT 44" FROM THE TOP OF THE DOOR, AND HINGES AT 8" X 68" FROM THE TOP OF THE DOOR.



LEFT HAND















RIGHT HAND

| | PART # | ITEM | | PK* |
|---|--------|----------------------------|-----|----------|
| A | 00222 | 24" PREP DOOR LEFT HAND | 1-4 | \$230.82 |
| | | ACTUAL SIZE 23¾" X 79 1/8" | 5+ | \$26.80 |
| B | 00223 | 24" PREP DOOR RIGHT HAND | 1-4 | \$29.75 |
| | | ACTUAL SIZE 23¾" X 79 1/8" | 5+ | \$26.80 |
| C | 00224 | 28" PREP DOOR LEFT HAND | 1-4 | \$31.97 |
| | | ACTUAL SIZE 27¾" X 79 1/8" | 5+ | \$27.80 |
| D | 00225 | 28" PREP DOOR RIGHT HAND | 1-4 | \$31.97 |
| | | ACTUAL SIZE 27¾" X 79 1/8" | 5+ | \$27.80 |
| E | 00221 | 30" PREP DOOR LEFT HAND | 1-4 | \$32.48 |
| | | ACTUAL SIZE 29¾" X 79 1/8" | 5+ | \$28.25 |
| F | 00220 | 30" PREP DOOR RIGHT HAND | 1-4 | \$32.48 |
| | | ACTUAL SIZE 29¾" X 79 1/8" | 5+ | \$28.25 |
| G | 00227 | 32" PREP DOOR LEFT HAND | 1-4 | \$33.92 |
| | | ACTUAL SIZE 31¾" X 79 1/8" | 5+ | \$29.50 |
| H | 00226 | 32" PREP DOOR RIGHT HAND | 1-4 | \$33.34 |
| | | ACTUAL SIZE 31¾" X 79 1/8" | 5+ | \$29.50 |
| I | 00230 | 34" PREP DOOR LEFT HAND | 1-4 | \$33.20 |
| | | ACTUAL SIZE 33¾" X 79 1/8" | 5+ | \$30.50 |
| J | 00229 | 34" PREP DOOR RIGHT HAND | 1-4 | \$33.20 |
| | | ACTUAL SIZE 33¾" X 79 1/8" | 5+ | \$30.50 |



WOOD MOULDING

| | PART # | ITEM | | PK* | |
|---|--------|--|------|---------|---|
| A | 69600 | 3/4" X 3/8" X 8' BASE SHOE | 1-11 | \$2.06 |  |
| | | | 12+ | \$1.79 | |
| B | 69744 | 1/2" X 1/2" X 8' QUARTER ROUND | 1-11 | \$2.17 |  |
| | | | 12+ | \$1.89 | |
| C | 69746 | 3/4" X 3/4" X 8' QUARTER ROUND | 1-11 | \$3.44 |  |
| | | | 12+ | \$2.99 | |
| D | 69690 | 3/8" X 1 1/4" X 8' R.E. STOP | 1-11 | \$2.86 |  |
| | | | 12+ | \$2.49 | |
| E | 69824 | 9/16" X 1 1/2" X 7' COVEBACK CASING | 1-11 | \$3.21 |  |
| | | | 12+ | \$2.79 | |
| F | 00219 | 3/8" X 2 1/4" X 14' STREAMLINE BASE PRIMED COAT | 1-11 | \$7.48 |  |
| | | | 12+ | \$6.50 | |
| G | 69940 | 1 1/16" X 4 9/16" X 6' 8" F.J. INT. JAMB SIDE ONLY | 1-11 | \$10.91 |  |
| | | | 12+ | \$9.49 | |
| H | 69942 | 1 1/16" X 4 9/16" SETS F.J. INT. JAMB COMPLETE 3 PIECE JAMB SET | 1-11 | \$22.51 |  |
| | | | 12+ | \$19.57 | |
| I | 00228 | 1 1/4" X 4 3/4" X 6' 8" F.J. EXT. JAMBLEG | 1-11 | \$14.26 |  |
| | | | 12+ | \$12.40 | |
| J | 00232 | 1 3/8" X 4 1/8" X 6' 8" F.J. EXT. JAMBLEG | 1-11 | \$14.26 |  |
| | | | 12+ | \$12.40 | |
| K | 00231 | 1 3/4" X 4 1/8" X 6' 8" F.J. EXT. JAMBLEG | 1-11 | \$14.26 |  |
| | | | 12+ | \$12.40 | |
| L | 00236 | 1 3/4" X 4 1/8" X 3' F.J. EXT. JAMBLEG | 1-11 | \$7.71 |  |
| | | | 12+ | \$6.70 | |



